



Tendercare Ltd, PO Box 3091
Littlehampton, BN16 2WF
Tel 01903 726161, Fax 01903 734083
Email info@tendercareltd.com
www.tendercareltd.com

SNAPPI® CLOUD® PUSHCHAIR



Complete Pushchair Comprises:

Snappi® seat unit with quick release interface, padded upholstery, gas strut operated independent back recline, adjustable hip width and depth, adjustable seat depth, adjustable back height, adjustable knee angle and height adjustable flip up footrest. Cloud® chassis with swivelling front castors, gas strut operated tilt in space facility, pin lock brakes, height adjustable soft grip push handle and set of transit brackets fitted.

Seat Only Comprises: Snappi® seat unit with quick release interface, padded upholstery, gas strut operated independent back recline, adjustable hip width and depth, adjustable seat depth, adjustable back height, adjustable knee angle and height adjustable flip up footrest.

Seat Minimiser Model Comprises: Everything as supplied on the standard Snappi® Pushchair or Seat Only, and an additional 2.5" covered foot pad, 1" seat pad, 2" deeper side wings, 2" back pad - fits behind the back cover, bespoke back cover and bespoke side wing covers. Original back cover, side wings and covers supplied to allow conversion back to standard size 1 Snappi.

Client Name: _____

Contact Name: _____

Address: _____

Telephone No: _____

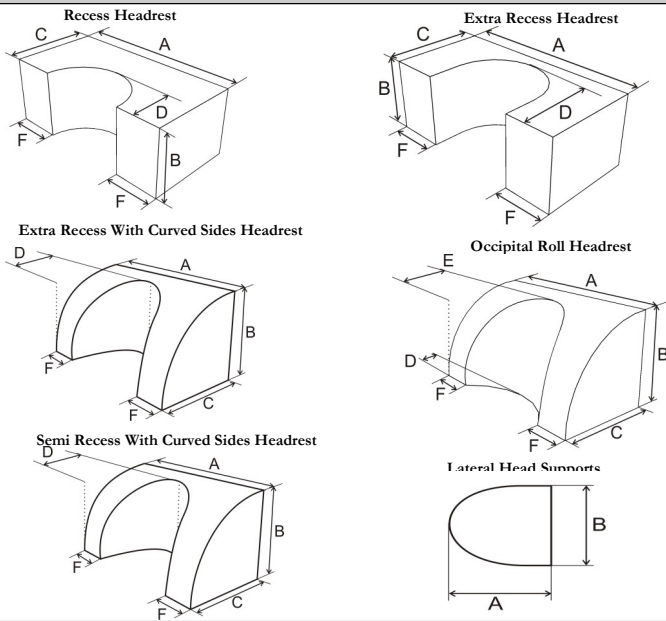
Fax No: _____

E-mail: _____

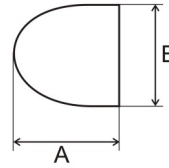
Specification	Size 1 (mm) with Seat Minimiser	Size 1 (mm)	Size 2 (mm)	SNAPPI® CLOUD® PUSHCHAIR	
Seat Depth	140-295	195-295	290-390	Snappi® Cloud Pushchair with Minimiser -Complete	<input type="checkbox"/> CL8000 (Maximum carrying weight of occupant & all accessories 55kg)
Seat Width	170-290	170-290	250-350	Snappi® Cloud Pushchair - Size 1 Complete	<input type="checkbox"/> CL9000 (Maximum carrying weight of occupant & all accessories 55kg)
Back Height	475-675	500-675	540-760	Snappi® Cloud Pushchair - Size 2 Complete	<input type="checkbox"/> CL9050 (Maximum carrying weight of occupant & all accessories 55kg)
Lower Leg Length (forward facing seat)	120-280	150-280	215-360	SNAPPI® SEAT ONLY	
Lower Leg Length (rearward facing seat)	120-280	150-280	N/A	Snappi® Seat (with seat minimiser kit fitted) size 1	<input type="checkbox"/> SN8021
Seat Back Recline	90-140°	90-140°	90-140°	Snappi® Seat size 1	<input type="checkbox"/> SN9021
Tilt in Space (forward facing seat)	0-40°	0-40°	0-45°	Snappi® Seat size 2	<input type="checkbox"/> SN9071
Tilt in Space (rearward facing seat)	8-48°	8-48°	N/A	SNAPPI® SEAT/ CLOUD® CHASSIS FACTORY FITTED UPGRADES	
Chassis Folded Dims (LxWxH)	880x610x300	880x610x300	920x670x330	Dynamic Back Upgrade Size 1 & Minimiser	<input type="checkbox"/> SN7403
External Chassis Size (LxWxH)	930x610x1200	930x610x1200	990x670x1220	Dynamic Back Upgrade Size 2	<input type="checkbox"/> SN7404
Weight	20.9kg	20.4kg	23.2kg	Dynamic Footrest Upgrade	<input type="checkbox"/> SN7406
Max. Carrying Weight	55kg	55kg	55kg	Pneumatic Wheels Upgrade	<input type="checkbox"/> SN6239
REARWARD SNAPPI® CLOUD® PUSHCHAIR				Push handle mounted attendant brakes - Hub (Upgrade option) - Standard foot operated brake is removed when this option is chosen.	<input type="checkbox"/> SN6259
Rearward Snappi® Cloud Pushchair - Size 1 with Seat Minimiser fitted <input type="checkbox"/> CL7000 (Maximum carrying weight of occupant & all accessories 55kg)				Lockable Front Castors Upgrade	<input type="checkbox"/> CL6238
Rearward Snappi® Cloud Pushchair - Size 1 <input type="checkbox"/> CL6000 (Maximum carrying weight of occupant & all accessories 55kg)				INDOOR UNIT	
<p>Please note the Rearward Snappi® Cloud® Pushchair is not suitable for transportation purposes. The Rearward Snappi® Cloud® is not available in Size 2</p>				Quick Indoor Base-For use with Size 1 & Minimiser	<input type="checkbox"/> SN8666 Maximum carrying weight including occupant and all accessories 50kg
				Quick Indoor Base - For use with Size 2	<input type="checkbox"/> SN8667
				Pushing Bar (fits both sizes)	<input type="checkbox"/> TH6667

HEADREST

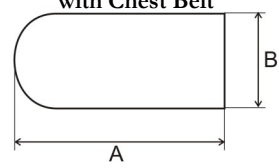
TRUNK SUPPORTS



Lateral Trunk Supports



Lateral Trunk Supports with Chest Belt



(All Dimensions in mm)

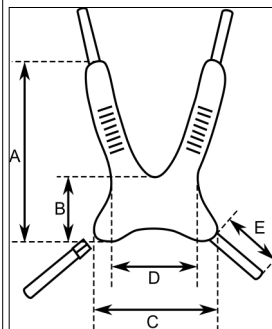
(All Dimensions in mm)	✓	A	B
Lateral Trunk Supports Size 1 (Minimiser Only)	SN9845 <input type="checkbox"/>	115	100
Lateral Trunk Supports Size 1	SN9835 <input type="checkbox"/>	115	100
Lateral Trunk Supports Size 2	SN9836 <input type="checkbox"/>	155	135
Lateral Trunk Supports Bespoke - specify A & B measurements	<input type="checkbox"/>		
Lateral Trunk Supports with Chest Belt - Size 1 (Minimiser Only)	SN9843 <input type="checkbox"/>	170	100
Lateral Trunk Supports with Chest Belt - Size 1	SN9833 <input type="checkbox"/>	170	100
Lateral Trunk Supports with Chest Belt - Size 2	SN9834 <input type="checkbox"/>	210	100
6" Webbing Extension (belt extension piece for lateral trunk supports with chest belt)	SN9884 <input type="checkbox"/>	n/a	n/a

(All Dimensions in mm)	✓	A	B	C	D	E	F
Recess	SN9825 <input type="checkbox"/>	265	130	90	60	-	40
Extra Recess	SN9826 <input type="checkbox"/>	265	130	90	80	-	40
Extra Recess with curved sides	SN9828 <input type="checkbox"/>	265	130	90	80	-	40
Semi Recess with curved sides	SN9829 <input type="checkbox"/>	220	140	130	110	-	40
Occipital Roll	SN9827 <input type="checkbox"/>	265	130	90	60	80	40

Bespoke Foam Headrest Please Supply Additional Drawing & Measurements

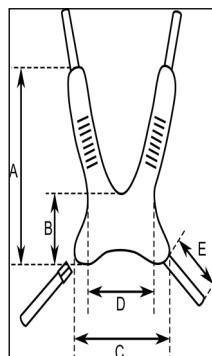
Reduced Length Lateral Head (with minimiser fixings)	SN9830 <input type="checkbox"/>	65	100	-	-	-	-
Lateral Head Size 1 (with minimiser fixings)	SN9824 <input type="checkbox"/>	115	100	-	-	-	-
Lateral Head Size 1	SN9820 <input type="checkbox"/>	115	100	-	-	-	-
Lateral Head Size 2	SN9821 <input type="checkbox"/>	155	135	-	-	-	-
Lateral Head Bespoke - specify A & B measurements	<input type="checkbox"/>			-	-	-	-

KINETIC BALANCE® NEOPRENE HARNESS



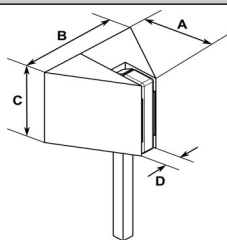
(All Dimensions in mm)	Extra Small KB 5.71012.0 <input type="checkbox"/>	Small KB 5.71012.1 <input type="checkbox"/>
A	220	275
B	100	110
C	150	200
D	110	145
E	500	600

PAEDIATRIC SLIM FIT CHEST HARNESS (IN MM)



✓	KB.CHEST.TDC <input type="checkbox"/>
A	210
B	110
C	115
D	55
E	580

POMMEL



(All Dimensions in mm)	✓	A	B	C	D
Pommel	SN9652 <input type="checkbox"/>	70	75	80	30

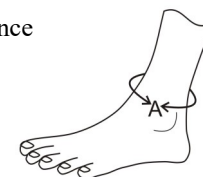
PELVIC STRAPS

- Centre Pull 2 pt hip belt (metal push button) Extra Small *Kinetic Balance*[®] KB6.70003.0
- Centre Pull 4 pt hip belt (metal push button) Extra Small *Bodypoint*[®] BES13241

KINETIC BALANCE ANKLE POSITIONING CUFFS - Hoop & Loop Fastening

✓	Size	A (ankle circumference)
KB8.70001.0 <input type="checkbox"/>	Extra Small	180mm >
KB8.70001.1 <input type="checkbox"/>	Small	180mm - 220mm
KB8.70001.2 <input type="checkbox"/>	Medium	220mm - 260mm
KB8.70001.3 <input type="checkbox"/>	Large	260mm <

Measure over the rounded protuberance of the ankle (malleolus), A



* If a footpad is needed, ankle cuffs can only be used with footpads with a depth of 2" or less. If a minimiser is requested, the 2.5" pad will be changed to a 2" pad.

ALTERNATIVE HARNESSING

We offer a comprehensive range of harness options of which our most popular are shown on this assessment form. We do a variety of other options, so please contact us if you require alternate harnessing.

OTHER ACCESSORIES

- | | |
|--|---|
| <p>1" Sacral Pad (Fits under cover) - Size 1 and Minimiser <input type="checkbox"/> SN9032</p> <p>1/2" Sacral Pad (Fits under cover) - Size 1 and Minimiser <input type="checkbox"/> SN9029</p> <p>1" Sacral Pad (Fits under cover) - Size 2 <input type="checkbox"/> SN9042</p> <p>1/2" Sacral Pad (Fits under cover) - Size 2 <input type="checkbox"/> SN9049</p> <p>H Belt Harness (Fits all sizes) <input type="checkbox"/> TH6629/4</p> <p>Groin Adaptation Strap (Requires either H Harness or 2 Point Hip Belt for fitting) <input type="checkbox"/> TH6233</p> <p>Seat Wedge Pad - Size 1 <input type="checkbox"/> SN9035</p> <p>Seat Wedge Pad - Size 2 <input type="checkbox"/> SN9038</p> <p>Seat Wedge - Anti Thrust Style - Size 1 <input type="checkbox"/> SN9037</p> <p>Seat Wedge - Anti Thrust Style - Size 2 <input type="checkbox"/> SN9039</p> <p>D Roll - Size 1 <input type="checkbox"/> SN9020</p> <p>D Roll - Size 2 <input type="checkbox"/> SN9040</p> <p>Toe Straps - Pair - Fits both sizes (Cam Buckle) <input type="checkbox"/> TS6591</p> <p>Heel Straps - Pair - Fits both sizes (Cam Buckle) <input type="checkbox"/> TS6592</p> <p>Foam Pad for Footboard (Covered) 1" - Size 1 <input type="checkbox"/> SN6657</p> <p>Foam Pad for Footboard (Covered) 2" - Size 1 <input type="checkbox"/> SN6656</p> <p>Foam Pad for Footboard (Covered) 1" - Size 2 <input type="checkbox"/> SN6658</p> <p>Foam Pad for Footboard (Covered) 2" - Size 2 <input type="checkbox"/> SN6659</p> <p>Playtray (Transparent) - Size 1 & Minimiser (Forward facing only) <input type="checkbox"/> SN6596</p> <p>Playtray (Transparent) - Size 2 <input type="checkbox"/> SN6594</p> | <p>Playtray (Black) - Size 1 & Minimiser (Forwardfacing only) <input type="checkbox"/> SN6593</p> <p>Playtray (Black) - Size 2 <input type="checkbox"/> SN6592</p> <p>Grip Rail - Size 1 & Minimiser (forward facing only) <input type="checkbox"/> SN6711</p> <p>Grip Rail - Size 2 <input type="checkbox"/> SN6721</p> <p>Frame Padding (Fits all sizes) <input type="checkbox"/> SN6817</p> <p>L/H Vertical Cylinder Carrier * <input type="checkbox"/> TSS03</p> <p>R/H Vertical Cylinder Carrier * <input type="checkbox"/> TSS03</p> <p>*Maximum two per chassis, maximum o2 cylinder size of BOC CD or equivalent</p> <p>Sun Hood Complete - Size 1 & Minimiser SN6320</p> <p style="padding-left: 40px;">Size 2 SN6340</p> <p>Transparent Rain Shield for Sun/Rain Cover ** <input type="checkbox"/> SN6325</p> <p>Size 1 & Minimiser <input type="checkbox"/> SN6345</p> <p>Size 2 <input type="checkbox"/> SN6345</p> <p>** This part must be ordered together with either the sun hood complete to form a complete rain cover.</p> <p>Shopping Basket - Size 1 and 2 (max 10kg) CL7330</p> <p>Equipment Carrying Tray - Size 1 (max 25kg) CL7306</p> <p>Equipment Carrying Tray - Size 2 (max 25kg) CL7307</p> <p>Footmuff - (Snappi Size 1) SN9829</p> |
|--|---|

BESPOKE REQUIREMENTS

We make our own accessories so can customise to whatever you need/would like. If you would like a custom option, please provide details below:

BLACK FABRIC AND COLOUR OPTIONS

Please choose one colour option to coordinate with the black spacer fabric:

- | | |
|--|--|
| <p><input type="checkbox"/> Lime Green Side Wings, Hip Guide Covers & Embroidery</p> <p><input type="checkbox"/> Red Side Wings, Hip Guide Covers & Embroidery</p> <p><input type="checkbox"/> Grey Side Wings, Hip Guide Covers & Embroidery</p> <p><input type="checkbox"/> Pink Piping & Embroidery</p> | <p><input type="checkbox"/> Blue Side Wings, Hip Guide Covers & Embroidery</p> <p><input type="checkbox"/> Magenta Side Wings, Hip Guide Covers & Embroidery</p> <p><input type="checkbox"/> Red Piping & Embroidery</p> |
|--|--|